

DuPont Biotech Growth *Strategy, Progress and Next Steps*

John Ranieri, VP&GM
DuPont Bio-Based Materials

Piper Jaffray Alternative Energy Symposium
February 21, 2007



Regulation G

The attached charts include company information that does not conform to generally accepted accounting principles (GAAP). Management believes that an analysis of this data is meaningful to investors because it provides insight with respect to ongoing operating results of the company and allows investors to better evaluate the financial results of the company. These measures should not be viewed as an alternative to GAAP measures of performance. Furthermore, these measures may not be consistent with similar measures provided by other companies.

This data should be read in conjunction with previously published company reports on forms 10-K, 10-Q and 8-K. These reports along with reconciliations of non-GAAP measures to GAAP are available on the investor center of www.dupont.com.

Forward-Looking Statement

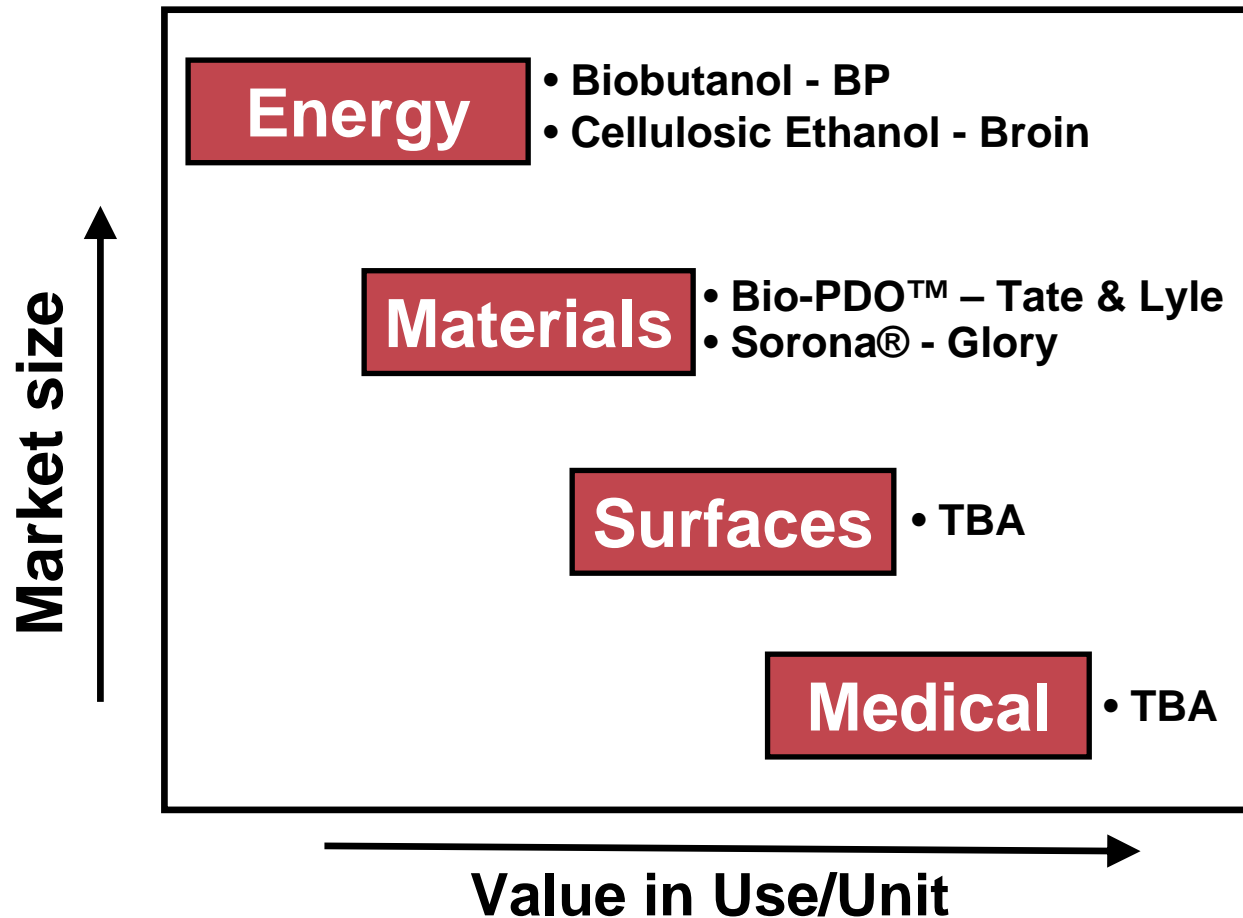
During the course of this presentation, I would like to remind you that we may make forward-looking statements. All statements that address expectations or projections about the future are forward-looking statements. Some of these statements include words such as 'expects,' 'anticipates,' 'plans,' 'intends,' 'projects' and 'indicates.' Although they reflect our current expectations, these statements are not guarantees of future performance, but involve a number of risks, uncertainties, and assumptions. We urge you to review DuPont's SEC filings, particularly its latest annual report on Form 10-K and quarterly reports on Form 10-Q, for a discussion of some of the factors which could cause actual results to differ materially.

DuPont Bio-Based Strategy

Focus on transformative opportunities:

- Target areas of *unique advantage*
- *Shape the industry* with integrated knowledge base
- *Partnerships* to maximize value capture
- *Market* drives value propositions

Biotech Growth - Building A Strong Portfolio



**Enabling Technology, IP, and Commercialization
Paths in All Four Areas**

Bio-Based Materials

- Successful startup at Loudon, TN
- New Bio-PDO™ applications
- Sorona® expansions



The Dawn of Industrial Biotech

Bio-PDO™ Opportunities GROWING



Better Polymers

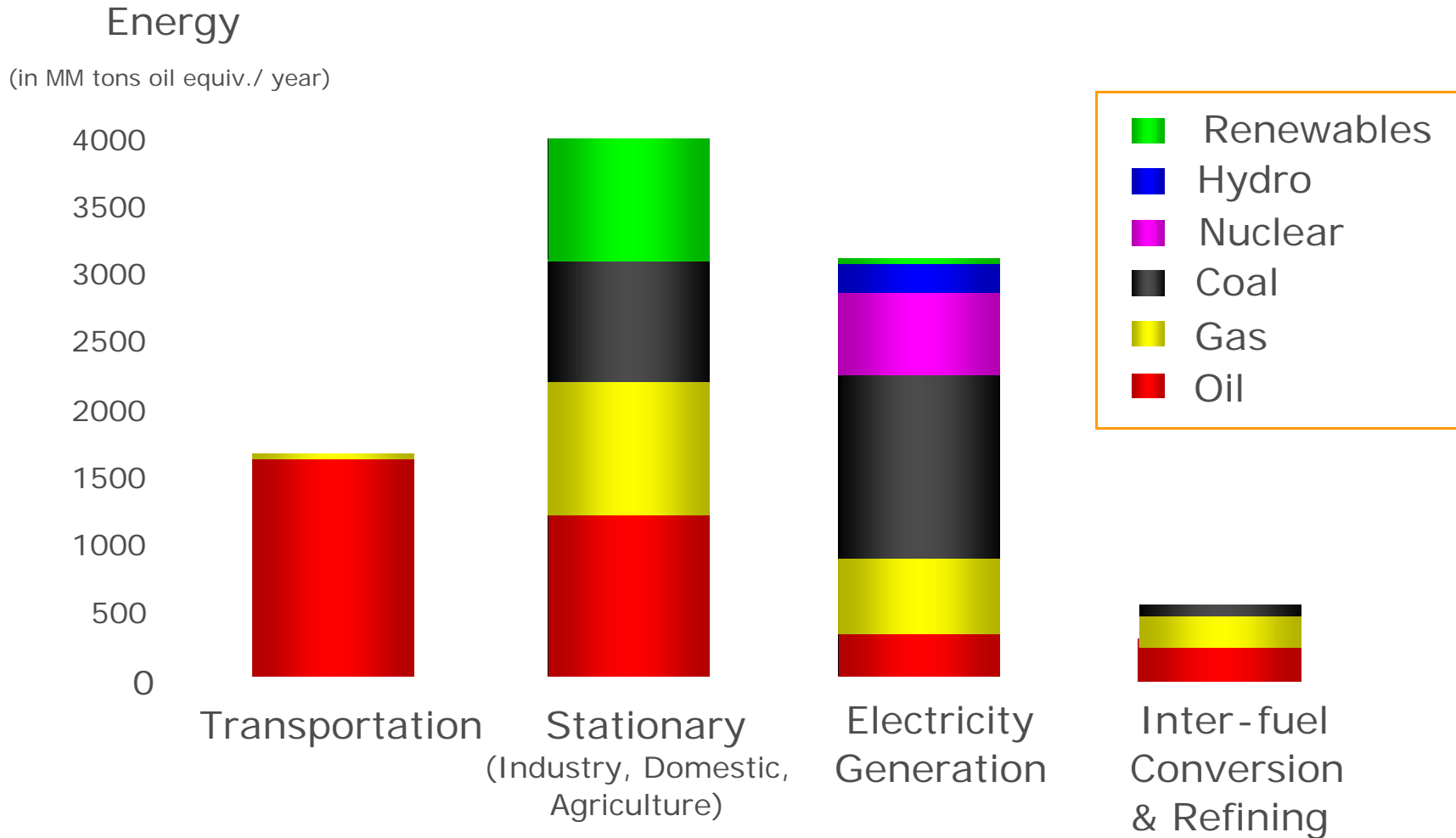
Sorona®

- Carpet & textile fibers
- Molded parts
- Packaging
- Coatings

Better Ingredients

- Cosmetics & personal care
- Liquid detergents
- De-icing fluids
- Antifreeze & heat transfer fluids

Biofuels: Transportation Opportunity



Source: IEA World Energy Outlook, BP.

Biofuels Growth

2020 Estimates by Region

North America Biofuels > 30 B gals

- Current Production > 4.0 B gals
- Market growth + differentiated fuels and crop inputs

EU & Eurasia Biofuels - 20 B gals

- Current Production ~ 1.1 B gals
- Less existing infrastructure, less homogeneous market

Asia Pacific Biofuels - 30 B gals

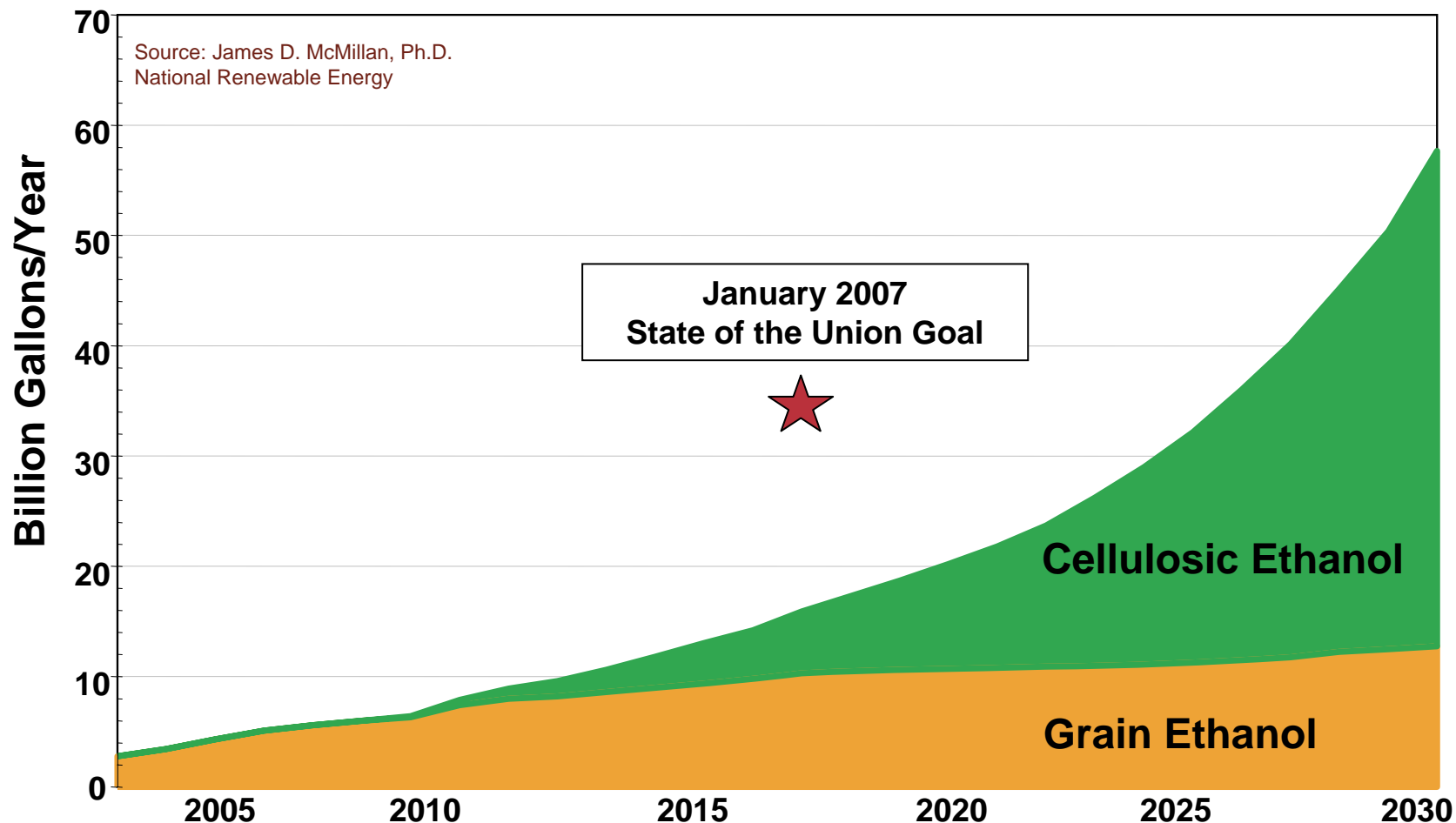
- Currently ~ 1.7 B gals
- Less existing infrastructure less homogeneous market

South & Central America Biofuels - 7 B gals

- Current Production ~ 4.0 B gals
- Ethanol and sugarcane well established
- Cellulosic fuels opportunity

Source: Dept of Energy and DuPont/BP estimates

U.S. Biofuels Growth Accelerating



2006 DuPont Participation: >\$300 million, growing 20+%/year

DuPont Biofuels Strategy: 3 Segments

1. Seeds and Crop Protection:
Commercial Products + Strong Pipeline

2. Cellulosic Ethanol:
Develop enabling technology for rapid growth

3. Bio-butanol:
Advanced fuels with unique performance

1. Seeds and Crop Protection for Ethanol

Corn Seed Ethanol

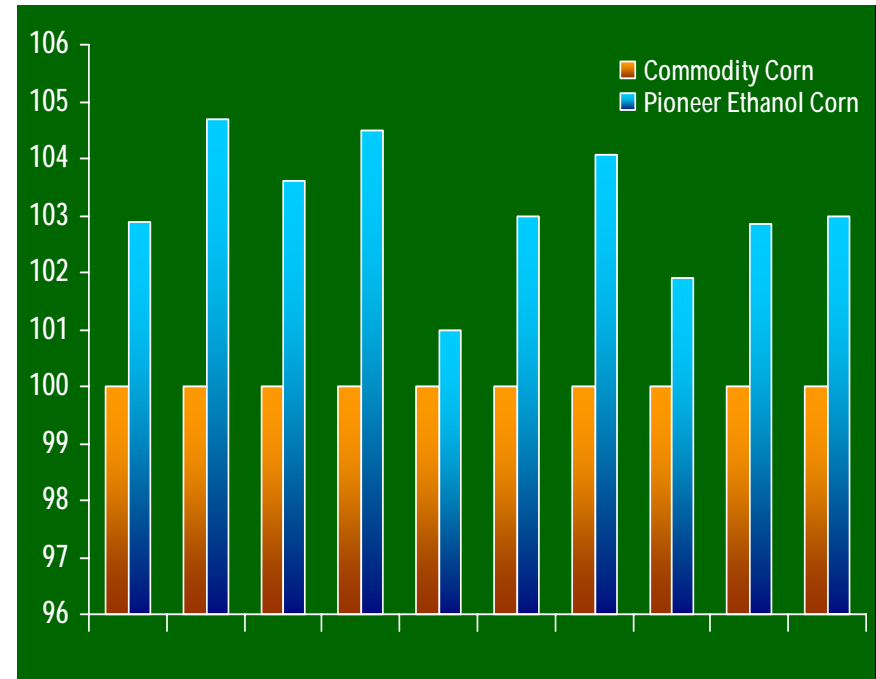
- Select Pioneer hybrids with 2-4% higher ethanol yield per bushel
- Three generations of pipeline traits for higher ethanol yield and value
 - Bushels/acre
 - Ethanol/bushel
 - Enhanced co-product value

Crop Protection Solutions

- Sugarcane – Brazil
- Corn – U.S. and Canada

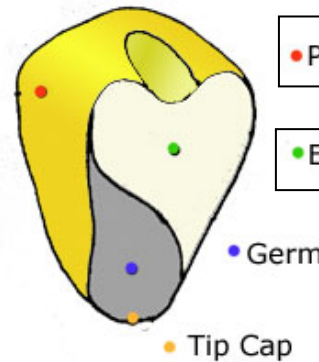
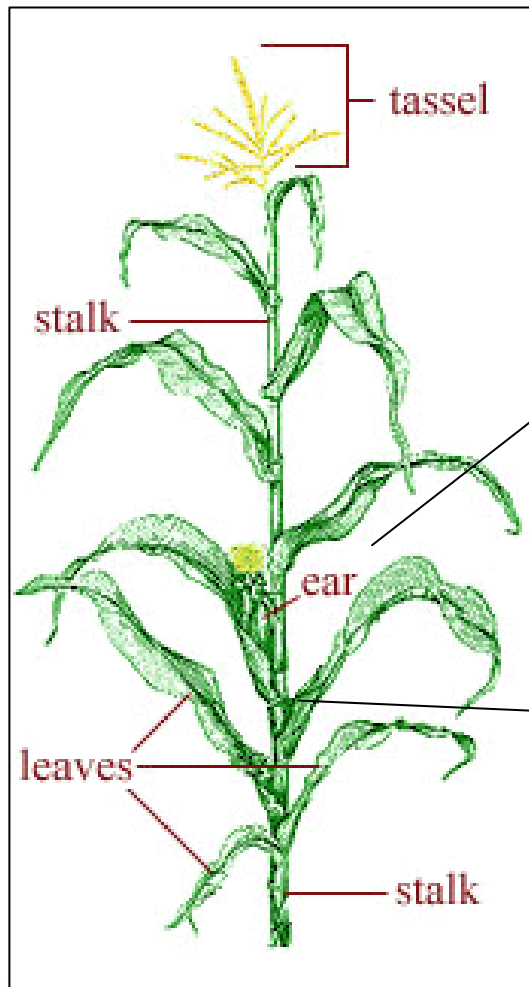
Current Commercial Sales

- >\$300 million in 2006
- Growing > 20% per year



2. Cellulosic Ethanol :

Developing Enabling Technology



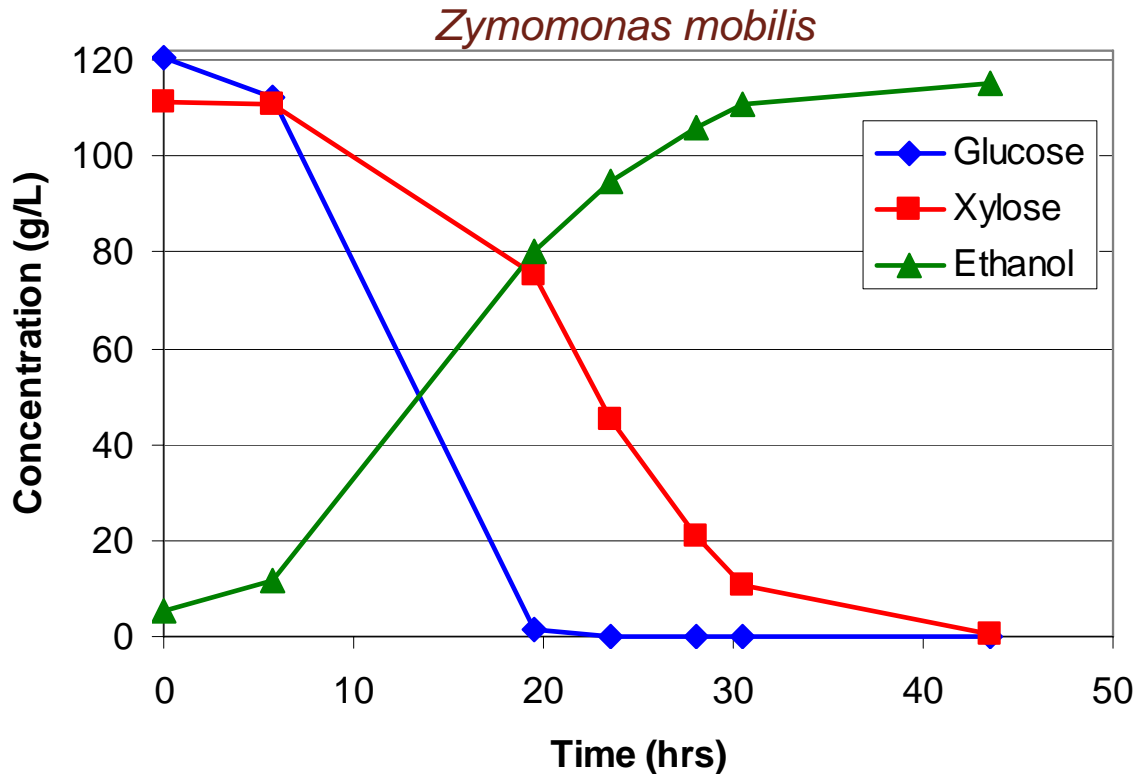
Pericarp → **40 Gal/Acre**
 Endosperm → **391 Gal/Acre**



at 50%
removal
rate → **155 Gal/Acre**

310 Gal/Acre

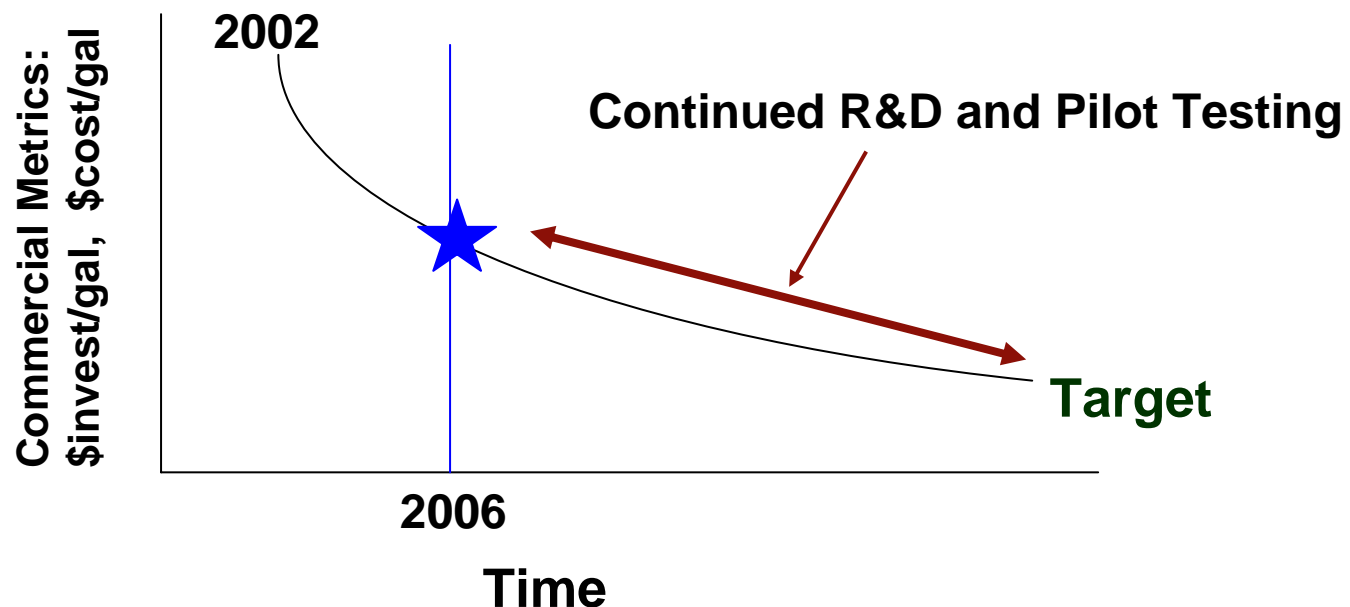
Advancing Cellulosic Ethanol Fermentation



Enabling Technology: Conversion of C5 (xylose) and C6 (glucose) sugars at cost effective yields, rates and concentrations

Cellulosic Ethanol – Next Steps

- Continue to lead DOE project
- R&D focus: further reducing the cost and investment intensity
- Broin collaboration to advance development and demonstration



3. Biobutanol: Next Generation Biofuel

What should an advanced biofuel be?

- High energy density?
- Easy to handle and blend?
- Less corrosive?
- Produced from multiple feedstocks?
- Cost competitive with ethanol?

Biobutanol



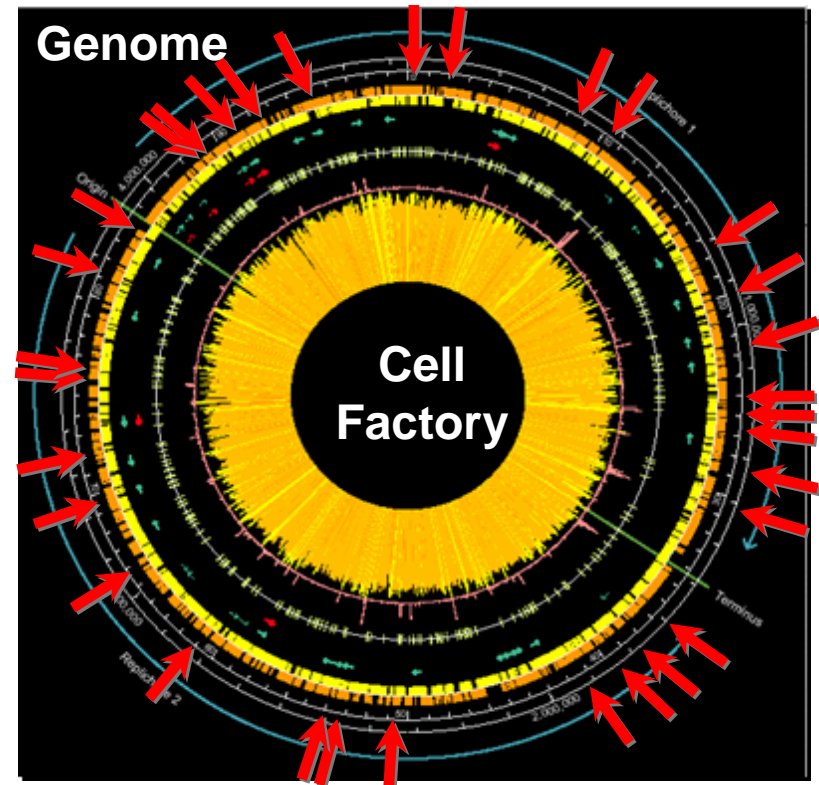
*DuPont R&D
Target*

Biobutanol: Building a Better Biofuel

Enabling Technology – Cell “Software” by DuPont

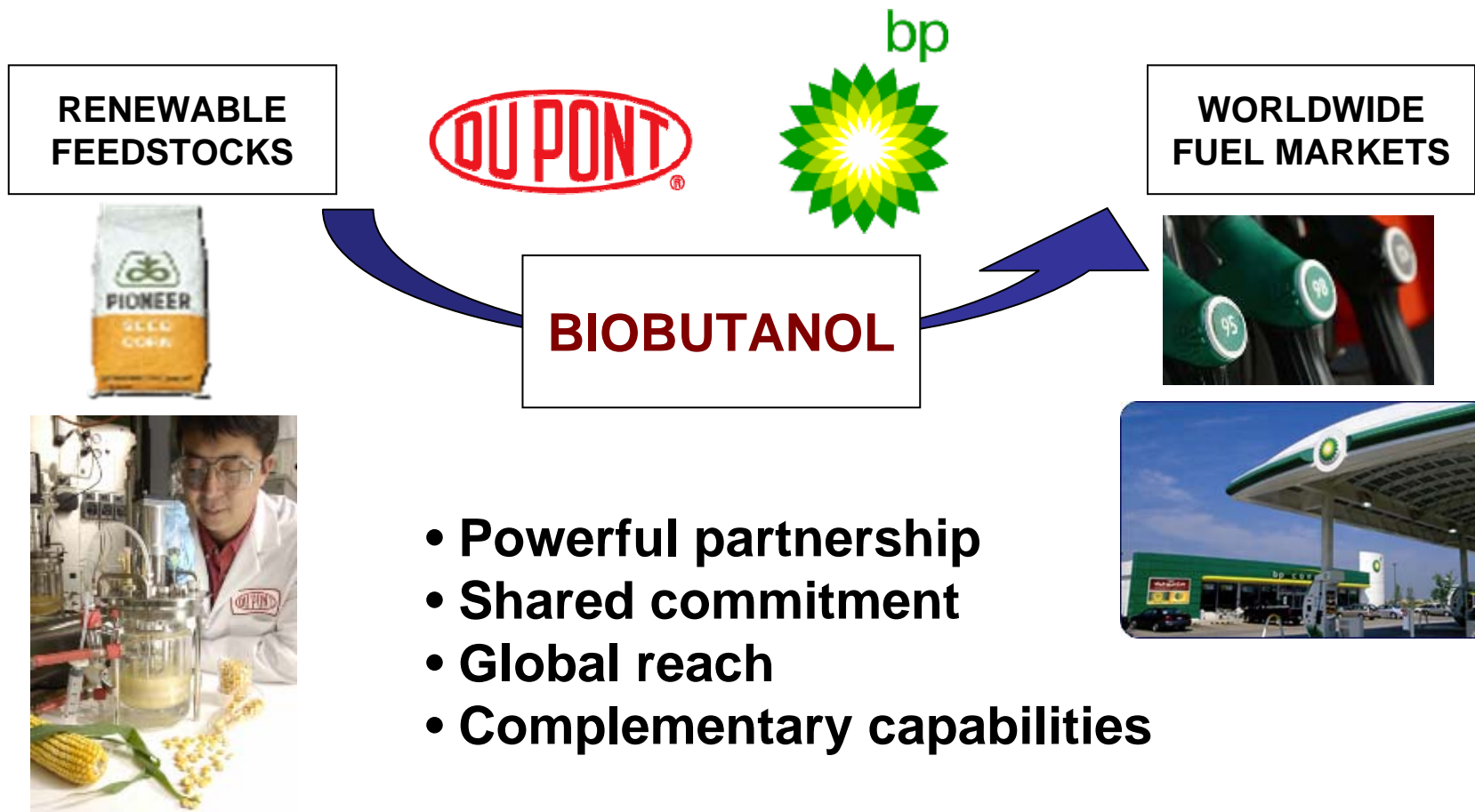
Metabolic Engineering

- Technology leader
- Leveraging our Bio-PDO™ success
- Engineering the cell to produce the desired fuel at competitive cost



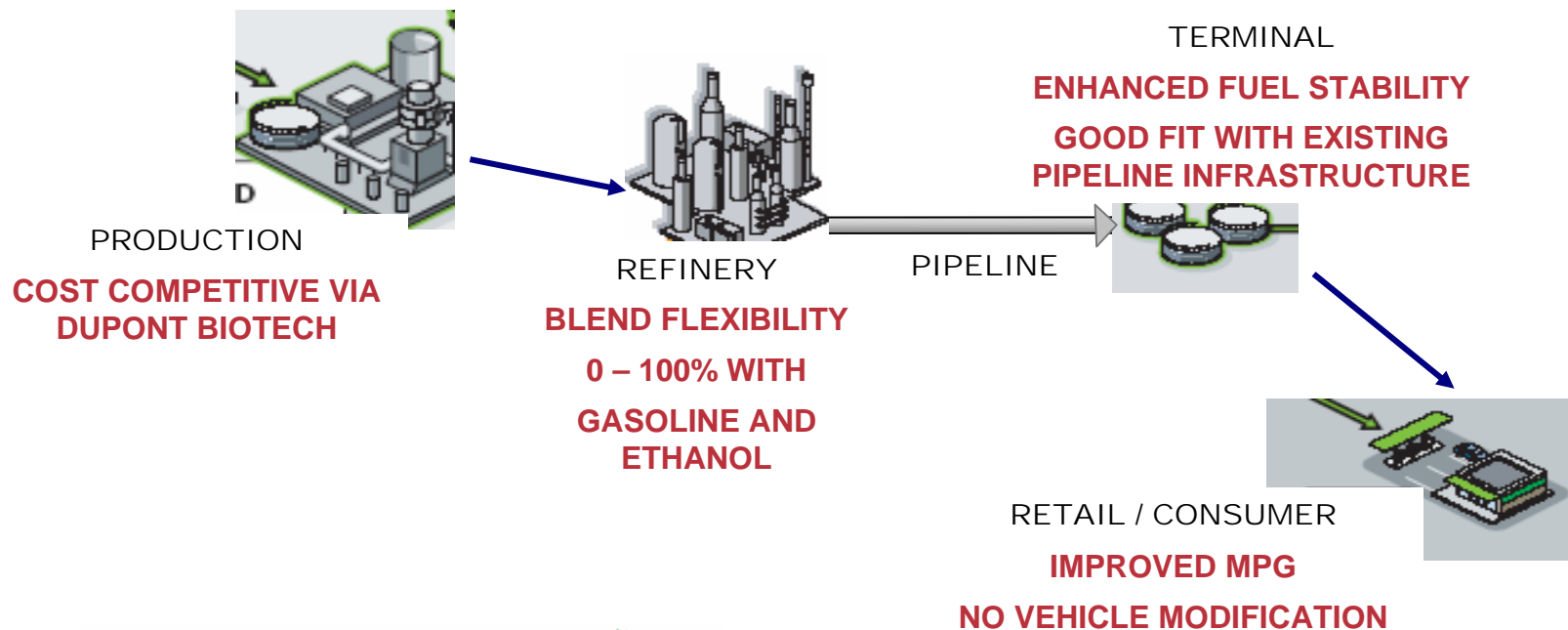
DuPont - BP Biofuels Partnership

Biobutanol Development & Launch



Biobutanol Solution

Improved Performance From Renewable Sources



DuPont Biofuels

Development Milestones

Differentiated → **Transformative** →



Seed & Crop Protection Solutions

- IndustrySelect™ Ethanol Hybrids - commercial
- Increased Ethanol II – Phase 1
- Increased Yield I – Phase 1

Agricultural Inputs
Seeds & Crop Protection
2006 Revenue > \$300 million



Advanced Fuels
Butanol

Biobutanol

- Initial Targets Achieved
- US & EU Fleet Testing Underway
- UK Plant Startup and Market Intro



Cellulosic Fuels

- DOE Project
- Demonstration Unit
- Broin Collaboration

Biofuels From Biomass

IP Leadership

	2005		2004		2003	
	Patents	Rank	Patents	Rank	Patents	Rank
University of California	99	#1	118	#1	132	#1
U.S. Government	84	#2	87	#3	94	#2
DuPont	75	#3	89	#2	73	#3
Applera	63	#4	54	#6	78	#4
Human Genome Sciences	58	#5	82	#4	46	#7
Genentech	54	#6	54	#7	55	#5
ISIS Pharma	42	#7	65	#5	54	#6

Source: Nature Biotechnology, Vol. 24 October 2006 and Vol. 23, October 2005. Based on USPTO patents.

Biofuels Business Strategy

Opportunity

Ag Inputs to Biofuels

- Superior seed for more fuel/acre
- Crop protection for best yield at lowest cost



Commercialization

License & Sell

- Ag biotech - R&D intensive, large global growth potential
- Leverage R&D successes with licensees

Biofuel Production

- Biobutanol “software” development
- Mixed sugar ethanol “software development”
- Cellulosic conversion technology



Partner, License & Sell

- Partnership with BP to develop, make & market biobutanol
- Developing partnerships to commercialize cellulosic ethanol technology

Innovation Across Three Centuries



The miracles of science™

DuPont Bio Leadership

- Metabolic Engineering
- Seeds: Pioneer®
- Biofuels
- Biomaterials: PDO™, Sorona®
- Biosurfaces
- Biomedical

DuPont R&D Advances

- Industrial Chemistry
- Polymer Science
- Nylon, Spandex, Teflon®
Tyvek®, Kevlar®, Nomex®,
Corian®, TiO₂, Suva®, etc

Hagley Powder Mills

“Birthplace of DuPont”

